

M.i.C

Made in Corrientes

2



**Gobierno
Provincial**

MADE IN CORRIENTES – ENGLISH BOOK 2

Cuaderno para el Aula de Inglés

Coordinación del Proyecto

Lic. Mirta Clarisa Godoy
Prof. Clavia Córdoba

Desarrollo de Textos y Actividades

Lic. Mirta Clarisa Godoy
Prof. Clavia Analía Córdoba
Esp. Alicia Cecilia Canevaro
Prof. Ivonne Briend
Prof. Roxana Mariel Proz
Prof. Etel Itati Aguirre
Prof. Belkis María Aranda Ansermet
Prof. Gisela Barenboim
Prof. Anabel de los Ángeles Córdoba
Prof. Fernando Matías Giménez
Prof. Iván Matías Zampedri
Prof. NSE. María Sofía Lorenzo
NSE. Edith Alejandra Lencina Malgor

Lectura de Prueba y Corrección

Prof. Clavia Analía Córdoba
Esp. Alicia Cecilia Canevaro
Prof. Belkis María Aranda Ansermet
Prof. Roxana Mariel Proz
Prof. Celina Magalí Torres
Prof. Gisela Barenboim
Prof. Anabel de los Ángeles Córdoba
Lic. Mirta Clarisa Godoy.

Ilustraciones

Luvio
Luvio.com.ar

Diseño de tapas

María José Rodríguez Bertoni

Maquetación y diseño

María José Rodríguez Bertoni

Coordinación editorial

María Belén Rodríguez Bertoni

Primera edición 2017

Tinta al tiempo

Libro de Edición Argentina

Gobernador de la Provincia

Dr. Horacio Ricardo Colombi

Ministra de Educación

Lic. Susana Mariel Benítez

Subsecretario de Gestión Educativa

Dr. Julio Navías

Subsecretario de Gestión Administrativa

C P Mauro Andrés Rinaldi

Secretario General

Juan Breard

Dirección de Educación Intercultural Bilingüe

Lic. Mirta Clarisa Godoy

Luego del éxito de MADE IN CORRIENTES – ENGLISH BOOK 1, como responsable del Ministerio de Educación de Corrientes, con mucho orgullo, los invito a sumergirse en el segundo libro de la serie.

Made in Corrientes 2 - o MiC 2 – da continuidad a la historia que Andy, Santi, María y Martín iniciaron en el libro anterior. Esta vez, acompañados por un nuevo personaje inspirado en nuestra fauna autóctona, que sin dudas volverá a conquistar sus corazones. Con diferentes temáticas, que responden al Diseño Curricular Jurisdiccional de Lenguas Extranjeras para el Segundo Ciclo de las Escuelas Primarias, este libro es un recurso facilitador de la enseñanza de la lengua cultura inglesa, con una fuerte impronta cultural y ecológica.

MiC English Book 2 es un libro creado por técnicos especialistas de diferentes áreas del Ministerio de Educación junto a docentes de distintos lugares de la provincia y responde a las necesidades expresadas por los docentes del Nivel Primario de contar con un recurso bibliográfico que brinde herramientas efectivas y contextualizadas para la enseñanza de inglés.

Tanto MiC 1 como MiC 2 son obras cuidadosamente diseñadas para nuestro contexto y atravesadas por conceptos de Neurociencias que permiten el desarrollo del pensamiento crítico, para desarrollar la creatividad y la capacidad de resolución de conflictos, de modo tal que los niños puedan, a futuro, resolver de manera inteligente otros desafíos. Nuevamente, esta obra no hace más que reflejar nuestro compromiso con una educación de alta calidad, que tiene como protagonistas principales a nuestros niños. Son ellos los que lograrán alcanzar la comunidad pacífica por la que tanto trabajamos. Ésta, también, es una obra para nuestros docentes quienes día a día llevan adelante la más noble de las tareas, la de educar.

Los invito, nuevamente, a aprender de manera divertida y amena con este material hecho por correntinos para correntinos.

Lic. Susana Benítez
Ministro de Educación
Provincia de Corrientes

Summary

- 1 **Welcome Back**
- 2 **My Social Life**
- 3 **The world around us!**

All about me!


This book belongs to

I'm years old.

I go to school.

I am in

I live in



Welcome Back

Let's play!

START

1 Can you play tennis?



2 What's your favourite sport?

3 How old are you?

FINISH

20

Jump 20 times


19

Oh, oh!
Miss a turn



18

What's your favourite food?



17

Can you skate?



16

Do you like chipa?



15

Name 5 places in town

14

Clap your hands!

Andy, what day is it today?



It's Monday, Dad.

When do you have Science?



I have Science on Thursdays.

Good! Science is my favourite subject!




4 Name
5 colours

5 Oh, oh!
Miss a turn



6 
Sing a song

7 Move
backwards
2 spaces



8 Where's
Andy
from ?

9 Lucky you!
Move forwards
to number 12



10 Can you swim?



11 Lucky you!
Move forwards
to number 13



13 What's
your
name ?

12 Count to 10




1

My Timetable



1. What's Andy's favourite subject? Read and answer.



2. Listen and number.

Wednesday

Thursday

Friday

Sunday

Tuesday

Monday

Saturday



3. Listen again and complete the lyrics. Sing.

There are seven days in the week

that's what we are going to repeat.

Sunday, _____, Tuesday, _____,

Thursday, _____, Saturday.

Tell me now, what day is it today?


Today is _____ I'm glad to say.

4. Complete Andy's timetable with the subjects.

Monday	Tuesday	Wednesday	Thursday	Friday
$2+2=4$ Maths	 _____	 _____	 _____	 A+B=C Language
 _____	 _____	A+B=C Language	 _____	 _____

~~Maths~~ Science ~~Music~~ ~~P. E.~~ Art
 Computer Studies English Language Social Studies

5. Complete the crossword. What is María's favourite subject?



6. $2+2=4$



6. Your turn! Roleplay. Ask and answer.



What's your favourite subject?

My favourite subject is Music.

When do we have Music?

We have Music on Fridays.



My favourites



1. What's María's favourite object? Read and answer.

My favourite object is my pencil case. It's "Jackie" the yacaré. It's big, green and soft. It's important to me because it's a birthday present.



2. Look at the picture and write the correct number.

Nº is a **HARD** object.



Nº is a **SOFT** object.

Nº is a **BIG** object.

Nº is a **SMALL** object.



3. Listen to Martín and colour his toys. Circle his favourite object.






4. Listen again and complete Martín's description with the words from the box.

hard - blue - object - bike - big - red

My favourite _____ is my _____. It's _____ and _____. It's _____ and _____. It's important to me because it's a birthday present.

5. Look, count and write the numbers.



a. There are **HARD** objects.

b. There are **SOFT** objects.

c. There are **BIG** objects.

d. There are **SMALL** objects.

6. Your turn! You are in the Art lesson. What's your favourite object? Draw and write a description of it.

My Routine



1. Andy phones his mum. Where is she? Read.



Andy: ¡Hola mamá! This is Andy.

Mum: Hello Andy! You speak Spanish! Great! How are you?

Andy: I'm very happy here in Corrientes! And you?

Mum: I'm in London with Granny. It's late here. What time is it there?

Andy: It's 6 p.m.

Mum: Wow! What time do you go to bed?

Andy: In Corrientes, we have dinner at 9 p.m. and we go to sleep at 10. In the morning, I go to school at 8 a.m., we have lunch at 1 p.m. and then, I take a nap.

Mum: A nap?

Andy: Yes, Mummy, here people take a nap at 2 p.m.

Mum: Wow! What a different routine!

2. Write True (T) or False (F). Then correct the wrong information.









- a. Andy calls ~~Dad~~ on the phone. (F) Mum
- b. Andy is very sad.
- c. Andy's mum is in Arizona with Granny.
- d. Andy goes to bed at 11 p.m.
- e. In Corrientes, people take a nap.
- f. Andy speaks Spanish in the conversation.



3. Read the dialogue again and complete Andy's log.

Andy	
8:00 a.m. _____	1:00 p.m. _____
2:00 p.m. _____	10:00 p.m. _____
9:00 p.m. _____	

4. Look and circle 3 activities Andy mentions in ex 1. Then label the pictures.

1. 	2. 	3. 	4. 
.....
5. 	6. 	7. 	8. 
.....

- Get up Have a shower Have breakfast Go to school
 Have lunch Do my homework Watch TV Go to bed



5. Rap along with Maria.

Hello! I'm Maria.
This is my routine.
Rap along with me!

Hello boys and girls! How are you today?

I have fun everyday!

I ata.m.

I, have fun and play!

I at 1p.m!

I, go out hooray!

In the afternoon, I at p.m.

I again

In the evening, I



6. Read and circle Yes or No with the information from María's rap.



Andy: Do you get up at 8?

Andy: Do you play tennis?

Andy: Do you do the homework at 5 p.m?

María: Yes, I do / No, I don't.

María: Yes, I do / No, I don't.

María: Yes, I do / No, I don't.



7. What about you? Answer Andy's questions about your routine.



Andy: Do you have chipa for breakfast?

Andy: Do you listen to chamamé?

Andy: Do you play sports?

You:

You:

You:

8. Your turn! Write your own rap!



Hello boys and girls! How are you today?



I have fun everyday!

I at 8 a.m.

I, have fun and play!

I at 1p.m!

I, go out hooray!


In the afternoon, I

At pm I again.

In the evening, I



Hello! I'm
This is my routine.
Rap along with me!



(Draw yourself here!)



My Social Life

Let's play!

START

1 What colour is your house ? 

2 Name 5 objects you can find in your house


3  Do you listen to Chamamé?

FINISH

20 Mention one activity you do on Sundays

19 What subject do you have on Wednesdays ?


18 Close your eyes, touch your nose and open your mouth

17 Shh! Jackie is sleeping! Miss a turn.  z z z

16 You found Mr. Adams' camera. Move forwards to number 20

15 What's your favourite subject ?

14 Clap your hands




4 You can't find Mr. Adams' camera
Miss a turn



5 Jackie is in the pond! Move forwards to number 11

6 Count backwards and clap your hands from 15 to 0

7 Sing a song



8 How many TVs are there in your house?




9 You can't find Andy's house. Go backwards to number 7

10 What's this?




11 What colour is this?
yellow + red =
.....?



Maria, Andy! Let's plan our project!

Great! Let's go to my house after school.



Time's up, children! See you next class!

Bye bye Miss Laura, see you!



RING!!!

13 Jackie is sad
Miss a turn



12 Say 4 school subjects and move forwards to number 15



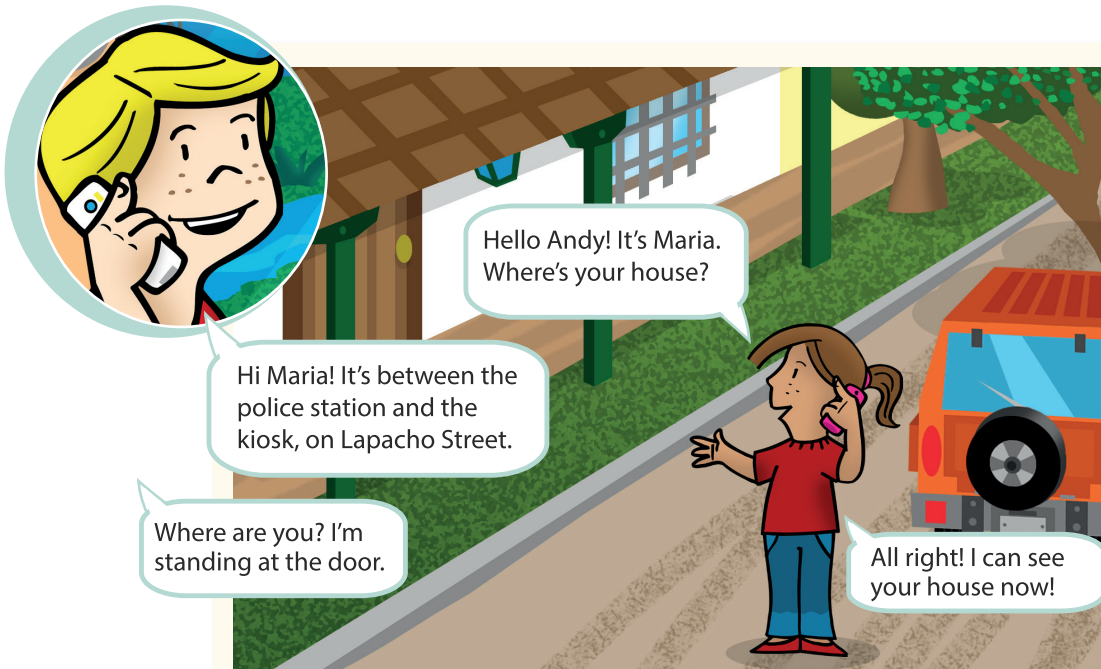
2

Where's Jackie?



1. Where's Andy's house? Read and check.

Maria is going to Andy's house to work on the special Science project. She can't find Andy's house. She phones Andy.





2. Circle the correct option.

1. The kids are...

- a. in the pond.
- b. at Andy's house.
- c. at school.

2. Andy's house is...

- a. next to the police station.
- b. between the church and the kiosk.
- c. opposite the supermarket and the police station.

3. In Andy's house there are...

- a. 12 rooms.
- b. 9 rooms.
- c. 7 rooms.

4. Jackie is ...

- a. in the garden.
- b. in the kitchen.
- c. in the pond.



3. Where's Jackie? Let's sing. Write the labels in the picture.



Andy's got a house
 And the house has got a backyard
 The backyard has a pond and
 Jackie is in the pond
 But now there's a problem
 Because Jackie is lost
 Jackie is not in the pond
 Where, where is Jackie?
 Jackie is in the house!

POND

BACKYARD

HOUSE

4. Look at Andy's house and complete the sentences with the correct words.



- a. Jackie isn't in the **BEDROOM**
- b. Jackie isn't in the _____
- c. Jackie isn't in the _____
- d. Jackie isn't in the _____
- e. Jackie isn't in the _____
- g. Jackie is in the _____

5. Where are Mr. Adams and the children? Look and complete the sentences below.

- a. *Andy* is in the
- b. *Martín* is
- c. *María*
- d. *Jackie*
- e. *Mr. Adams*



6. Your turn! Where are the children? Play with your friend.
How many can you guess?



Student A: Is Andy in the kitchen?
Student A: Is he in the backyard?
 Student A:
 Student A:



Student B: No, he isn't.
Student B: Yes, he is!
 Student B:
 Student B:

Hide and Seek

1. The children are playing Hide and Seek. Where are they?



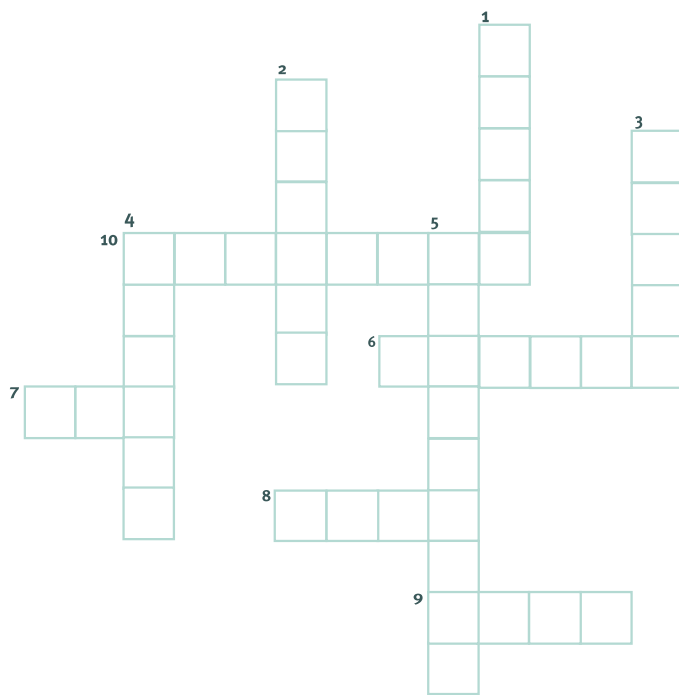
2. Look at the house again. Number the furniture items below.

1. bed 2. cooker 3. bookshelf 4. table 5. chair 6. sofa
7. lamp 8. wardrobe 9. bath 10. desk 11. fridge 12. window

3. Match and complete with the furniture items.

- | | |
|------------------------|--|
| 1. Where is Maria? | <input type="radio"/> He is in the in the bathroom. |
| 2. Where is Andy? | <input checked="" type="radio"/> She is under thein the bedroom. |
| 3. Where is Martin? | <input type="radio"/> He is behind thein the living room. |
| 4. Where is Mr. Adams? | <input type="radio"/> He is next to the in the lab. |

4. Look at the pictures and complete the crossword.



5. Mr. Adams can't find his camera... Where is my camera?
Listen and tick the correct picture.



behind



on



in



next to



under





6. Where is it? Look at the house on page 26. Match and write sentences.

- a. The pens are in the pencilcase.
- b. The pencilcase is the
- c. The
- d. The.....
- e. The
- f. The


	under	
	in	
	on	
	behind	
	on	
	next to	

My bedroom



7. Andy posted a photo of his room on the Internet. Read the description and tick the correct picture.

My bedroom has got a large window and blue curtains. My bed is between the bedside table and the window. There's a toy box. There are a lot of toys in my toy box. On the bedside table, there is a small green lamp. There is also a brown wardrobe opposite the bed. It isn't very big. There is a bookshelf next to the wardrobe. It has got a lot of books on it. I love reading! Hope you like it.



8. Draw your room and describe it.

.....

.....

.....



.....

.....

.....

Brainy Corner

1. We integrate our brain when we use both hands at the same time. Draw a house with both hands.



2. Challenge your brain with this riddle:

*I'M LONG AND GREEN,
I HAVE BIG TEETH AND A LONG TAIL
I CAN SWIM BUT I CAN'T FLY.*

What am I ?

.....

3. Draw the animal you guessed in exercise 2 in this bedroom. Where is it? Can your partner guess?



The world around us!

Let's play!

START

1 Name 5 items you can find in your house

2 What's this ?



3 Hop 10 times

FINISH

20 Jump and count backwards from 20 to 0

19 Describe your bedroom

18 Where is the book ?



17 You forgot your Science book. Go backwards to 13



16 Where's Andy's house ?



15 Describe your favourite object

14 Clap your hands



4 Jackie is happy today!
Move forwards to 7



5 Oh, oh!
Miss a turn



6 How many bedrooms are there in your house?

7 Move backwards 1 space



8 Where is the ball ?



9 Lucky you!
Move forwards to number 12



10 Your Turn!
Ask a question to your partner

11 What is Jackie doing?



13 What's your favourite room in your house?



12 Where is this in your house?



3

Getting Ready!

At school

Tomorrow is camping day!
Are you ready?



LATER...

Andy is in his bedroom preparing his bag for camping. He is going to Bella Vista with his friends...

At home

Wow! Camping in Bella Vista. Cool! It's very hot in Bella Vista. I need my swimsuit, shorts, T-shirts, flip-flops and sunglasses.



1. Read the dialogue.

Santi: Hi! It's Santi!

Andy: Hey Santi! How are you? Are you excited about camping?

Santi: Yes, I'm very happy. Are you taking your **swimsuit**?

Andy: Yes! mmm ...and **shorts**, my **T-shirts** and my **flip-flops**.

It's very hot in Bella Vista, now, 27 °C. What about you?

Santi: My **cap**, **T-shirts**, **shorts**, **trousers**, my **jacket** and **trainers**.

Don't forget to take your repellent!

Andy: Repellent?

Santi: Yes, remember about Dengue.

Andy: Oh, you're right! Thanks Santi!

Santi: See you later! Bye!



2. Circle the clothes Andy is taking for camping in the picture. One is not there. Which one is it?

3. Find and circle. Then label the clothes.




Let's see...Is my bag ready for the trip?



- COAT
- SOCKS
- SWIMSUIT
- TROUSERS
- CAP
- SHORTS
- T-SHIRT
- JACKET
- JEANS
- SUNGLASSES



Let's have fun! Colour your favourite clothes.



4. Look at Andy's tablet and circle the odd-one-out.



1. THURSDAY-----T-SHIRTS / COAT / SHORTS
2. FRIDAY -----SWIMSUIT / T-SHIRT / JACKET
3. SATURDAY -----TRAINERS / SHORTS / TROUSERS
4. SUNDAY -----SUNGLASSES / T-SHIRT / SOCKS



5. Jackie takes Andy's clothes! Describe what she is wearing.

Jackie is wearing a yellow hat,


.....

.....

.....



6. Your turn! Ready for camping? Draw the clothes you need on the bed. Then complete the sentences.



7. What about your friend? What is he/she taking for camping? Ask and write.

.....
.....
.....

8. Draw you and your friend ready for camping.

Hot or Cold?

1. Martín phones Andy.



Martín: Hi Andy! Is everything ready?

Andy: Hi, Martín! Yes, but... why is it hot here in **AUTUMN**?

Martín: Because it's not Autumn! **SPRING** starts tomorrow!

Andy: Spring?



2. Martín remembers a song. Listen and complete.

*It's Spring here, it's Spring here
How do you know?
It's hot here and I wear 1.*





*It's Spring here, it's Spring here
How do you know?
It's warm here and I wear 2.*

*It's Autumn there, Autumn there
How do you know?
It's windy there and they wear 3.*

*It's Autumn there, Autumn there
How do you know?
It's cold there and they wear a 4.*



3. When is Spring in Argentina? Complete the chart with the missing months.

			
Spring	Summer	Autumn	Winter
		March	
October			July
	February		

May - December - September - August - January - June - November - April



4. Match and write sentences.

Summer



fly a kite

Autumn



drink hot chocolate

Winter



swim

Spring



have a picnic

- In Summer, I wear I can.....
- In Autumn, I wear I can.....
- In, I
- In, I

Let's go Camping!



1. Kids are camping now! Let's go on a treasure hunt. Look, count and write the numbers.

• pinecones



• orange leaves



• branches



• flashlight



• kite



• red tent



• sleeping bag





2. What are they wearing today? Listen and colour the clothes on ex. 1.


3. What are the kids doing? Listen and number the pictures on ex. 1.




4. Look at the picture on ex.1 and write the names.

- a. is going hiking.
- b. is putting up a tent.
- c. is collecting pinecones.
- d. is going on a treasure hunt.
- e. is swimming in the pond.
- f. is playing hide and seek.
- g. is flying a kite.
- h. is making a bonfire.

5. What are your favourite camping activities?
Draw 6 and play Bingo.



6. Draw yourself in the picture. What are you doing?



7. Guess what your partner is doing in the camping. Then, draw your classmates in your picture.



Are you putting up a tent?



Yes, I am/ No, I am not.



8. Complete the text with information about your picture.

In this picture my friends and I are camping.

It is a lovely day. It is



I am

I am wearing.....

My friend..... is

He/She is wearing.....

.....

We are Explorers, too!



Andy: Look at all that rubbish!
We must do something!

Santi: We must protect our environment!
We must take care of animals and plants.

Andy: Sure! You know, my dad is working
on his eco-friendly project. Here, I have
some photos.

Santi: Is this Jackie?

Andy: Yes! She is fine now.

Andy: Look! Plastic bags, bottles, glass, tins,
paper... we can recycle them!!! We must recycle!

Santi: Yes, we mustn't pollute our planet!

Andy: The 3Rs. We must use them!!!

Santi: What are the 3Rs?

Andy: Reduce, Reuse and Recycle.

Santi: Wow! That's great! The 3Rs must be part
of our routine!!!



1. Read and write **YES** or **NO**.

- Andy and Santi are in the park.
- There is rubbish in the campsite.
- The photos are about a project.
- We must Reduce, Reuse and Recycle.

Mr Adams tells the students about nature and how to be Green.



2. Listen and complete with **MUST** or **MUSTN'T**.

a. We protect our planet.



b. We reduce, reuse and recycle.



c. We pollute the environment.



d. We take care of animals and plants.



e. We throw rubbish in the rivers.



3. Match the pictures to the places.



- Turn off the light
- Turn off the tap
- Use the necessary energy
- Walk to school
- Throw papers in a bin
- Reuse bottles
- Donate toys and clothes
- Separate the rubbish in different bags
- Take your own bags to the market
- Plant a tree
- Recycle paper



4. Use the pictures to complete the sentences.

- At **home**, I must
- At **school**, I must
- In **the city**, I must

5. In groups, use the pictures and invent a song about the 3 R's.

Our Eco-friendly Project

1. Read and match the pictures to the correct sentences.



My contract with Mother Nature



I promise to separate the rubbish in different bags.

I promise to save animals.

I promise to save water.

I promise to plant trees.



Adams





2. Now complete and sign your contract with Mother Nature.

My contract with Mother Nature

I promise to

I promise to

.....

.....

.....

.....



Brainy Corner

1. Solve this puzzle. There is a hidden phrase. What does it say?

a. Find a letter that is in **BOAT** and not in **COAT**

b. Find a letter that is repeated in **BEE** and not in **TEA**

c. Find the last letter that is in **BAG** and not in **BAT**

d. Find the repeated letter in **REDUCE/ REUSE/ RECYCLE** that is not "E"

e. Find the repeated letter in **DECEMBER**

f. Find the silent letter in **JUNE**

g. Find the 3rd letter in **TENT**

2. Illustrate the hidden phrase.



Mr. Adams has got some good news for the children.



3. Where is Jackie's new home? Match.



Get ready to see Jackie's new home in MIC 3. More adventures are coming!



To be continued...

Este libro se terminó de imprimir
en el mes de agosto de 2017,
en los talleres de Tinta al Tiempo
Piedras 482, 5 ° Q. (1070)
Ciudad Autónoma de Buenos Aires
info@tintatiempo.com.ar



Tinta al tiempo
Ediciones